



**HAYNES**  
FAMILY OF PROGRAMS

# 2021-2022 PROGRAM IMPACT REPORT

**1,847**

total youth & young adults served across five programs

## **S.T.A.R. ACADEMY**

S.T.A.R. Academy is a California Department of Education-approved Non-Public Agency (NPA) that provides special education services in schools and homes across California.

### **Our NPA services include:**

- Services provided directly in the student's home or school
- Specialized academic instruction is provided based on student's Individualized Educational Programs (IEPs)
- Services for students ages 5-22 in all subject areas
- Education specialists that are available during the day, evenings, and weekends
- Providing comprehensive special education assessments

### **Specialized Services include:**

- Transitional services for students ages 16-22
- Speech and Language Therapy
- Occupational Therapy
- Behavior Intervention and Support Services for individuals with autism
- Staff Placement

**1430**

Students  
Served

**174**

Total Districts

**118**

Employees

**89**

Contractors

# RENAISSANCE COMMUNITY PREP & JOAN MACY SCHOOL

## 235

students attended RCP/JMS during the 2021-2022 school year.



## 15

high school seniors received diplomas during on-campus graduation ceremony.

### 12

graduates are employed in the workforce

### 3

graduates are attending college



2022 Graduation Keynote Speaker, Mayor Tim Hepburn

## 24

students successfully transitioned with a high school diploma or back to public school.

### Our Industrial Arts program continues to expand

to more effectively meet the interest and needs of our students.

The past year saw students working in the areas of landscaping and painting. Coming soon will be cosmetology and construction, ceramics, and automotive.

**Our partnership with the Department of Rehabilitation is growing.**


### 13 teens and 7 youth

were provided services and employment

Next school year the partnership with the Department of Rehabilitation is estimated to expand to services and employment for **some 30 teens.**



Student Talent Show!



Vegetables grown by students



Freshly painted pergola



Students doing landscaping



Students working at the on-campus store

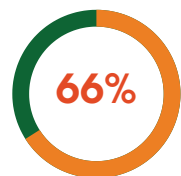


# SHORT-TERM RESIDENTIAL THERAPEUTIC PROGRAM (STRTP)

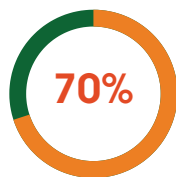
Haynes' STRTP was home to 44 young men during FY 2021-2022.

## 100% OF RESIDENTS:

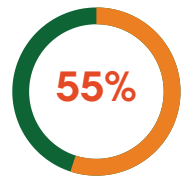
- Received holistic, trauma-informed care and support from a multidisciplinary team of highly trained, responsible staff.
- Received a full biopsychosocial assessment to identify mental health needs, including trauma and adverse childhood experiences.
- Participated in Child and Family Team Treatment
- Attended school, often at their school of preference/origin
- Received medical, dental, vision, and psychiatric services
- Received individual therapy
- Received intensive home-based services and intensive care coordination
- Participated in Independent Living Skills (vocational and employment support services)



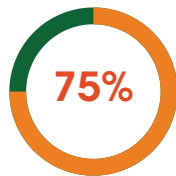
of youth had families participate in their treatment



of youth participated in Group Treatment/Group Rehabilitation



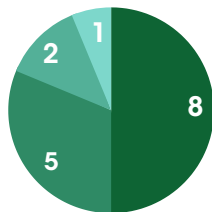
of youth obtained part-time employment on campus or in the local community



of youth who entered STRTP behind on school credits earned enough to be considered "on track"

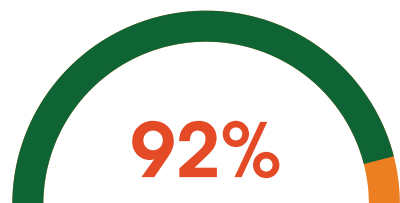
**47% of our discharged youth successfully completed the residential program and returned to a lower level of care.**

- 8 were reunited with family
- 5 went on to a Transitional Housing Program
- 2 were placed in a foster home
- 1 transitioned to 6-bed group home



12% of youth requested to return to Haynes due to unforeseen circumstances after they were successfully discharged to a lower level of care.

The average length of stay is 5.93 months



of our youth report satisfaction with our programming and services



Resident planting trees on campus



Boys cooling off at the pool



LEGO Building Contest winners



End of summer carnival on campus  
courtesy of Friends of Foster Children SGV



Young man learning Airbrush Art technique





# BLISS ACADEMY

SCHOOL FOR AUTISM AND  
DEVELOPMENTAL DISABILITIES

# 170

boys, girls, and teens attended Bliss Academy  
during the 2021-2022 school year

The 2021-2022 school year was a time of rebuilding and growth for Bliss Academy, following the impact of COVID-19 and virtual learning. Staff and students were excited to be back on campus full-time.

This year, Bliss Academy will be implementing a new virtual reality learning software called Floreo that teaches social, behavioral, communication, and life skills. The software will be integrated into Drew's Brain Arcade, where students learn through the use of games and technology.

# 3


students returned to their district school

# 12

students aged out of Bliss Academy

# 3

students graduated as the class of 2022





# MENTAL HEALTH SERVICES

# 190

youth and families from our community received mental health services

## Outpatient Care Services

# 132

youth/clients served

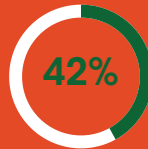


of youth had families participate in treatment

## Managing & Adapting Practice (PEI)

# 21

youth/clients served



of youth had families participate in treatment

## Community Mental Health & Wraparound

# 37

youth/clients served



of youth had families participate in treatment

**69%** received services from our Outpatient Care Team

**11%** received Prevention and Early Interventions (PEI) Services  
Our program was able to fund and train 3 additional therapists, increasing our ability to provide PEI services to more youth and families.

**19%** benefited from services in our Wraparound Program to assist in a successful return to home or a placement with a foster family  
The youth and families received team-based services with therapeutic care, behavioral support, and peer support for parents, family members and caregivers; including Intensive Home Based Services and Intensive Care Coordination.

**55%** received Intensive Home-Based Services or Rehabilitative Services

**34%** received Intensive Care Coordination or Targeted Case Management

**13%** of youth needed Crisis Support due to Suicidal Ideation or Risk of Harm to Self or Others  
Our staff were able to respond in-person 100% of the time to meet this urgent need.

# 93%

of Consumer Perception Survey participants (45) reported satisfaction with the services and programming they received.



**HAYNES**  
FAMILY OF PROGRAMS